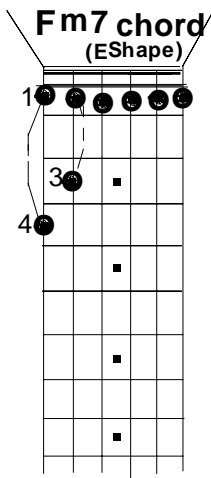
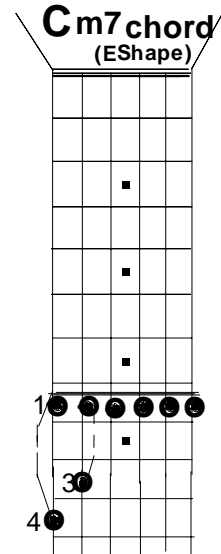
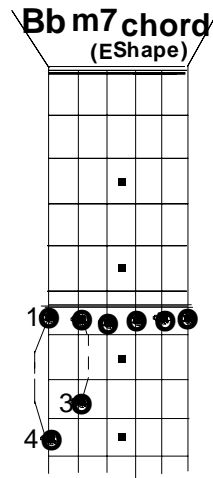


LEVEL II (A continuation of Lesson #9) Minor Walking Bass

I'm gonna do something different here and put this into the key of F minor. Why? Because! Anyhow this will s-t-r-e-t-c-h your fingers like crazy on the Fm, and also allow you to do all three chords in the same shape. (Using the 6th string to find all three roots) Also this "Em shape" is the easiest to do. Look back to beginning of Supp.#10 to find these notes on the 6th string.

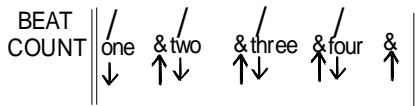


Our 1st finger holds that barre down.
4th finger goes up to that next bass note 6th string.
3rd finger comes off for that last bass note. I only really get the first three or four strings on the strum up!



Thumb (T) or pick down, finger(s) up (or pick)

12-Bar in Fm



*Note: no turnaround (last two measures).

[Supplement #3 12-Bar]



Fm7(I)	Fm7(I)	Fm7(I)	Fm7(I)
T 1 1 1 1	/	/	/
A 1 1 1 1	/	/	/
B 1 1 4 1	/	/	/
6 6 9 6	/	/	/
6 6 9 6	/	/	/
8 8 11 8	6 6 9 6	1 1 4 1	1 1 4 1
8 8 11 8	6 6 9 6	1 1 4 1	1 1 4 1

*End on the (I) chord